


# Green Velvet's 5-Step Lawn Care Program

A BAG OF EACH OF THESE PRODUCTS WILL COVER 1/4 ACRE.

Effective March 2021  
Replaces June 2020

Scan with your  
phone camera to  
shop our website



## STEP 1

March-April

### Spring Crabgrass Control

- Prevents crabgrass & other grassy weeds as well as feeding for quick Spring green-up
- 10-3-4 with Barricade
- Cannot be used on newly seeded lawns
  - Instead, use 21-22-4 Mesotrione




## STEP 2

April-June

### Spring Weed & Feed

- Controls actively growing weeds such as dandelions while feeding and strengthening the lawn
- 15-0-2 Viper with Regain
- Must be applied to a wet leaf for optimum control



## STEP 3

June-Aug

### Summer Insect Protection

- Protects against grubs and surface feeding insects and strengthens the lawn against heat and drought
- 15-0-4 with Grubout & Fortify
- Must be watered in after application to gain full effectiveness



## STEP 4

Sep-Oct

### Fall Fertilization

- A well balanced slow release nitrogen fertilizer to keep the lawn healthy and growing throughout the fall
- 30-0-6 with 50% slow release nitrogen




## STEP 5

Nov-Dec

### Winter Feeding

- The most important fertilization of the year!
- 32-3-5 All Mineral
- Green Velvet recommends Core Aeration with Step 5 to reduce soil compaction & promote a deeper rooted, healthier plant. Aeration can be done in conjunction with Dormant Seeding.



Depend on our professional turf care products to help you establish & maintain a healthy, beautiful lawn all year long.